



# Welcome to Rampage!



## Spectator Information

- **Spectator Parking:** Spectator parking will be off Valencia Blvd (see map below) in lots 6, 7 & 8 surrounding the stadium. Please look for signs and park in these designated lots. (See enclosed Map.) Due to limited parking again this year, **NO BBQ's or chow line set-ups will be allowed.**
- **Concessions:** A variety of fresh food will be offered including Tri-tip BBQ, Pizza, Hamburgers, Hot Dogs, Baked Potatoes, Kettle Korn, Dip 'n Dots, Smoothies, Coffee Drinks and snack items. Please consider supporting this function with your meal plans. We have gone to great lengths to plan for and serve a wide variety of food and beverages.
- **Souvenirs:** Souvenirs will be available with items such as T-shirts, pins, patches, backpacks, flowers, buttons and other fun stuff.
- **Wristbands:** General admission wristbands are \$10.00, students and seniors are \$8.00 and children under 5 are free. Printed programs are \$5.00. While a limited number of wristbands will be given to the director at check-in, you may not have enough for your “pit & prop parents”. **Wristbands will be required of everyone entering the stadium (including pit & prop parents during performance time)**, so we ask that you direct them to purchase their wristbands well ahead of performance time. Wristbands can be purchased at the ticket kiosk in front of the stadium.
- **Raffle:** We will again be raffling off a one-of-a-kind music themed quilt. Tickets are \$1.00 each. In addition, we have many other items to Raffle. Visit the raffle booth during the day.

## Spectator Driving Directions:

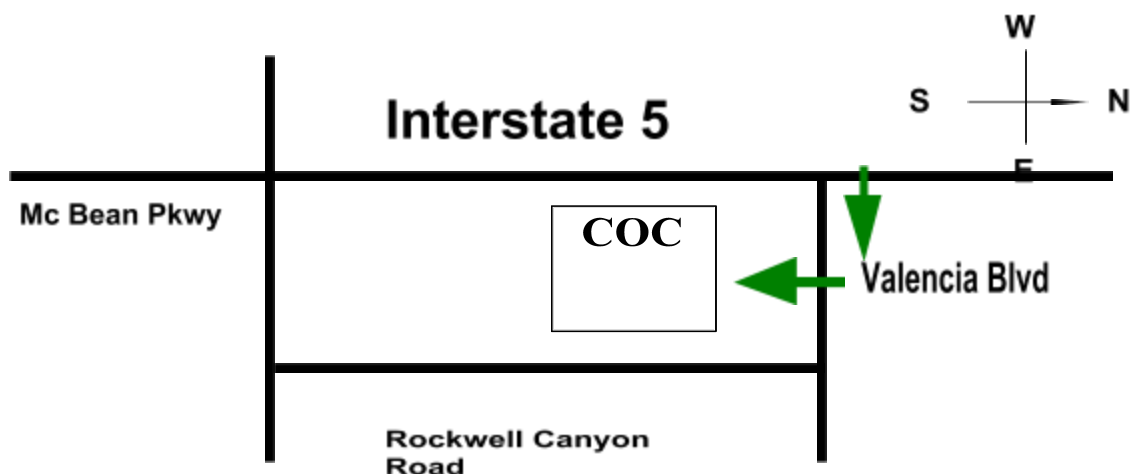
College of the Canyons, 26455 Rockwell Canyon Road, Santa Clarita, 91355  
(Park in lots 6, 7 and 8 on the north side of the campus.)

### **From South**

Take all routes to **I-5 North**  
Exit **Valencia Blvd** Turn Right (East)  
Follow signs to spectator parking

### **From North**

Take all routes to **I-5 South**  
Exit **Valencia Blvd** Turn Left (East)  
Follow signs to spectator parking





# Welcome to Rampage!



## Bus/Trailer Parking Information

1A and 2A Red Bus and tow rig parking will be in Lot 5 on the east end of campus, off of Rockwell Canyon Road.

2A Black thru 6A bus parking will be in the South Parking Lot 14 off of Rockwell Canyon Road and University Center Drive.

Support vehicles (trucks towing trailers ONLY) will be allowed to park with the buses, but space is limited. Additional support vehicles will need to park in the Spectator parking lots 6, 7 & 8 on the north end of the campus.

To provide better traffic control, we ask buses to exit I-5 on McBean Pkwy and follow the directions below. (Spectators will exit on Valencia Blvd.) See map below.

3) Note: Due to our limited parking again this year, we will not allow BBQ's or chow line set ups. Please respect this request. We have a wide variety of competitively priced food options in our concessions area at the stadium. Please support the function in this regard.

### Bus Driving Directions:

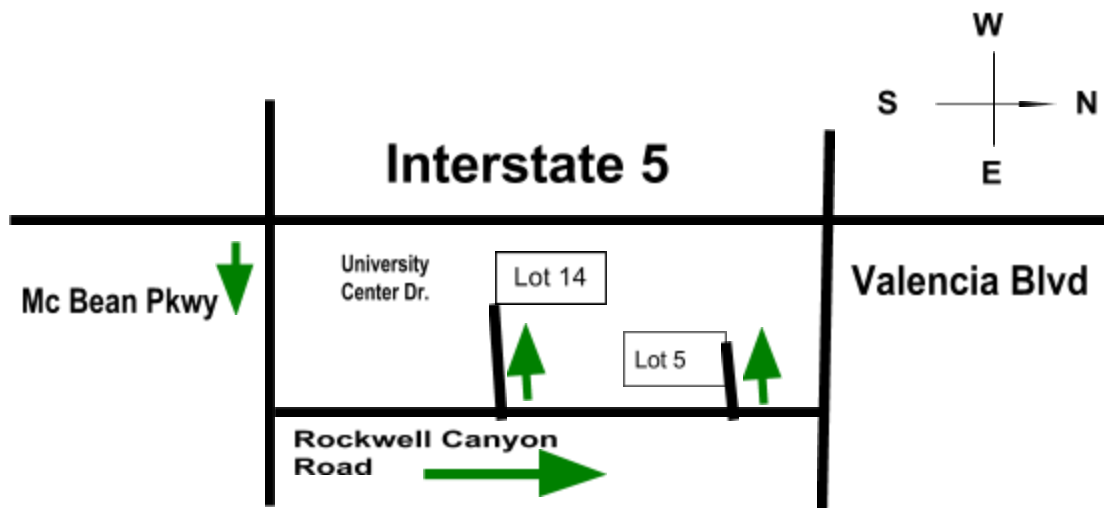
College of the Canyons, 26455 Rockwell Canyon Road, Santa Clarita, 91355  
(Park in designated RAMPAGE Bus Parking lots.)

#### **From South**

Take all routes to **I-5 North**  
Exit **McBean Pkwy** Turn Right (East)  
Turn Left on Rockwell Cyn Road  
Follow signs to bus parking

#### **From North**

Take all routes to **I-5 South**  
Exit **McBean Pkwy**, Turn Left (East)  
Turn Left on Rockwell Cyn Road  
Follow signs to bus parking





# Welcome to Rampage!

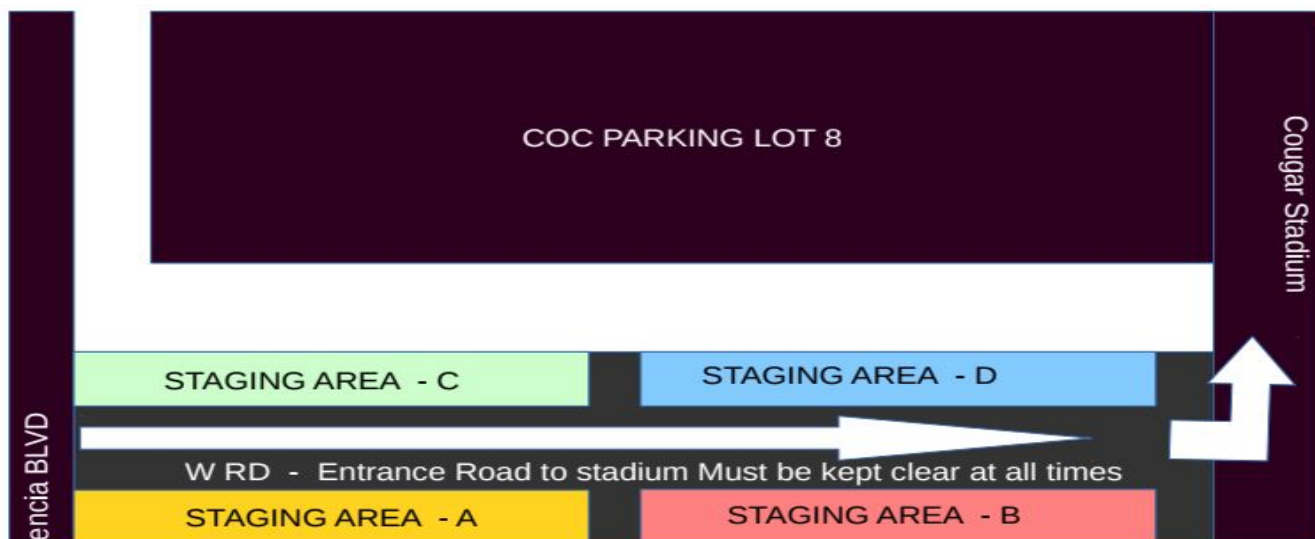


## Prop Staging Area

We do recognize that pushing and rolling your props from the upper and lower parking lots are not the most ideal situation, especially if your bands backdrops and props are massive and difficult to move at best.

Considering gravity is such a harsh mistress, we have set up a Prop Staging area near the field entrance. Once again this is for the **PROPS only - Not PIT Equipment**. This will be on the west side of Parking lot 8, on the main access road to the Stadium. Each Bands Props Crew will have 45 Minutes to stage equipment before band moves on to the field. Small tow vehicles can be parked in the Stage areas during band performance. The designated Red zone next to the field entrance must be kept clear always. **Any violating vehicles are subject to removal or tow.**

1. Please enter with your trailers from Valencia Blvd to your stage area.
2. Stage in your designated area. (A, B, C, D)
3. **WE MUST Keep the main access road clear at all times, it is a fire lane and must not be blocked .**
4. Please Use the following Prop Stage Area assigned on the following page.
5. Once the band is off the field please move and pack up props as quickly and safely as can be expedited. Please clear out of the staging area as soon as you can to make room for next band.
6. Please Exit through Parking lot 8 back to your band parking area.



The Staging area is for **Props only (no pit equipment)**. Band must unload and setup 45 Minutes before Band Performance time. Once Band is done props need to be Stowed and staging area clear to make room for the next band in rotation.

Please inform the Band Check that your group has props so you can be assigned a Area to stage props.